

PRODUCT SPECIFICATION

EMBLA Ceiling Panel 60x60

P/N: 100048



SOLUTION DESCRIPTION

PRODUCT DESCRIPTION

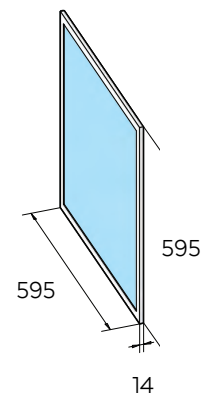
BrainLit Embla, a 24/7 Tunable white ceiling panel, that provides the right light around the clock. By dynamically adjusting the color temperature anywhere between ice blue white (7300K) to blue deprived warm white (1600K), you can transform the ambience of a room and promote the circadian alignment day and night thanks to the impressive DER range of 18% to 108%. The luminaire embraces the black body curve, dims smoothly to 0,1% and provides up to 4000lm. The low CCT, high CRI white ensures comfortable blue deprived light to relax or work in during nighttime.

AREAS OF USE (examples)

Office	High Value Offices / High Risk Offices / Meetings & Seminar Rooms
Industrial	High Value Manufacturing / High Risk Operations / Control Rooms
Education	Conference Centres / Class Rooms
Hospitality	Customer Interaction Centres / Receptions / Conference Rooms / Premium Room Settings / Terminals / Lounges
Healthcare	Surgical Theaters / Sterile Processing Dep. / Intensive Care Units / Wards-Long Term Care / Dialysis Centres
Residential	Nursing Homes / Elderly Care / Luxury Room Settings

MEASUREMENTS / PACKAGING

Weight (kg)	4,0
Size LxWxH (mm)	595x595x14
Diameter (mm)	N/A
Box quantity	4
Boxed size LxWxH (mm)	745x255x655
Boxed weight (kg)	19,7



MARKET AVAILABILITY

EMEA EU



PRODUCT TECHNICAL SPECIFICATION

LIGHT PROPERTIES

Light source type	LED
LED color temperature	1600K-7300K
Color rendering	CRI/Ra >90
Lumen output	4000lm
mDER range	18%-108%
Beam angle	110°
Dimming range	0.1%-100%
Flicker handling	$P_{st}^{LM} \leq 1$, $SVM \leq 0,4$, IEEE 1789 comp.
Lifetime	0.81 (LLMF 50 000h)
	83 000h (L70B50)

POWER PROPERTIES

Rated input power	52W
Efficacy*	76 lm/W
Supply voltage range	220-240V
Supply power frequency	50/60Hz
Maximum circuit breaker loading (no of luminaires):	B10 B13 B16 C10 C13 C16 @230V 21 27 33 21 27 33
DALI device type	1x DT8 + 1x DT6
DALI address usage	2
DALI-2 compliant	Yes
Power and DALI connector	WAGO WINSTA®. Cable length 1,5m

MECHANICAL PROPERTIES

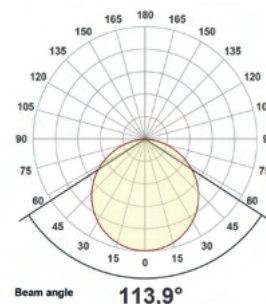
Colors	Anodized aluminum (Al)
Material	Aluminum + PMMA
Configuration	Edge lit panel for drop down ceiling
Mounting	Recessed, surface or pendant using frame
IP rating	44
Certifications	CE

*At maximum intensity and CCT

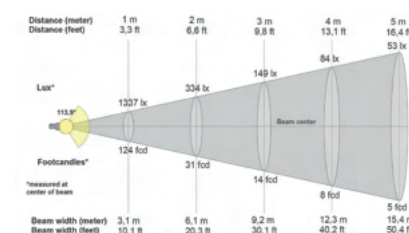
This document contains information that is subject to change without notice. This document is solely intended for, and may only be used for, the purpose of providing luminaire products to the BrainLit BioCentric Lighting System. The performance indications for BrainLit products set forth in this document are based on, and conditioned on, the products being used solely in the BrainLit BioCentric Lighting System. However, this document shall not be deemed a product warranty, whether express or implied. The BrainLit product warranty is solely contained in the purchase agreement with each customer. This document is subject to BrainLit AB's copyright. No part of this document may be reproduced or transmitted in any form or by any means, or shared with any third party, without the prior written approval of BrainLit AB. BrainLit products may be protected by one or more patents and by copyright and design rights. "BrainLit" and "BioCentric Lighting" are registered trade marks of BrainLit AB. This document does not confer upon the recipient a license to any of BrainLit intellectual property rights.

TYPICAL CHARACTERIZATION DATA

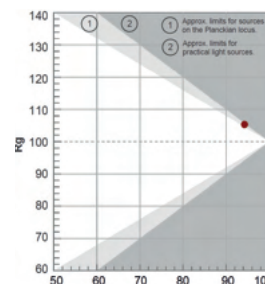
Light distribution



Beam description



Color rendering TM-30



Color rendering CRI, (CIE 1931)

